










## Quick guide for use of AMP Pumps 2025-1

	<p><b>Filter change:</b> Change - Max 500 hour or 1 year or pressure difference &gt; 1 bar</p>
	<p><b>Oil service:</b> Mineral oil SAE 15W-40: Change every max. 500 hours or 1 year bad seal rings, condense or cleaning with water can eventually lead to water in the oil.</p>
	<p><b>Easy access:</b> Twist the cabinet out to make oil change and easy service access.</p>
	<p><b>Accumulator control:</b> 1 bar pressure accumulator must be controlled every max. 500 hours or once every year.</p>
	<p><b>Control of the V-belt:</b> Push with 1 kg pressure on center of V-belt through inspection hole - and the belt should move from 4 to 6 mm. If more than 6 mm, you need to tighten. Control every max. 500 hour or 1 year Extra V-belt enclosed with pump system purchase.</p>
	<p><b>Electrical fault:</b> Motor thermal relay will stop power supply in case of circuit fault. To restart press the red button</p>
	<p><b>Pressure fault:</b> Switch of to "0" before restart. "MAN" position is without any security functions.</p>
	<p><b>Pressure change:</b> Adjust with wrench 60 bar +/- 10 bar</p>
	<p><b>Gauges:</b> All gauges must show values outside the red areas.</p>